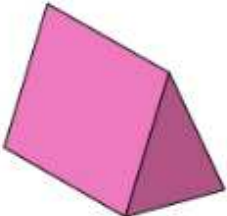


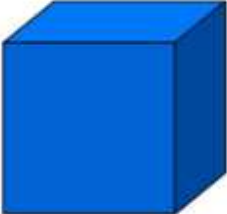





Drukbare assessering CAMI Wiskunde: Graad 5

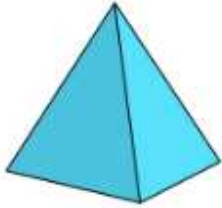
Eienskappe van 3D vorms

1. Identifiseer die volgende vorms.

Voorwerp	Naam
	
	
	
	
	




Drukbare assessering CAMI Wiskunde: Graad 5



2. Voltooi die tabel.

Vorm	Aantal hoekpunte	Aantal vlakke	Getal rande
A 3D illustration of a green rectangular prism.			
A 3D illustration of a pink triangular prism.			
A 3D illustration of a blue cube.			

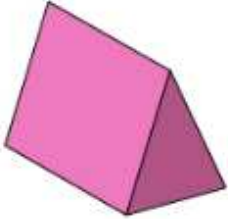


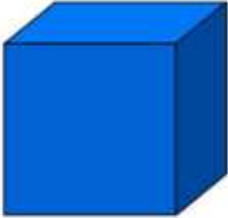





Drukbare assessering CAMI Wiskunde: Graad 5

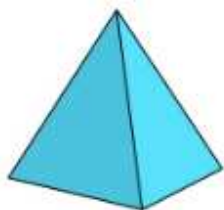
MEMO

1. Identifiseer die vorms. [8.1.2.3]

Vorm	Naam
	Driehoekige prisma
	Kegel / Keël
	Silinder
	Cubus
	Reghoekige prisma


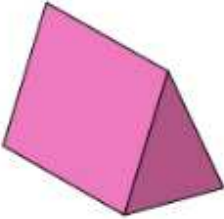
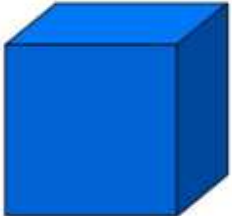


Drukbare assessering CAMI Wiskunde: Graad 5



Piramid

2. Voltooi die tabel. [8.1.2.5]

Vorm	Aantal hoekpunte	Aantal vlakke	Getal rande
	8	6	12
	6	5	9
	8	6	12

