



CAMI Mathematics: Grade 11

GRADE 11 Trigonometric graphs

11.9 Trigonometric graphs

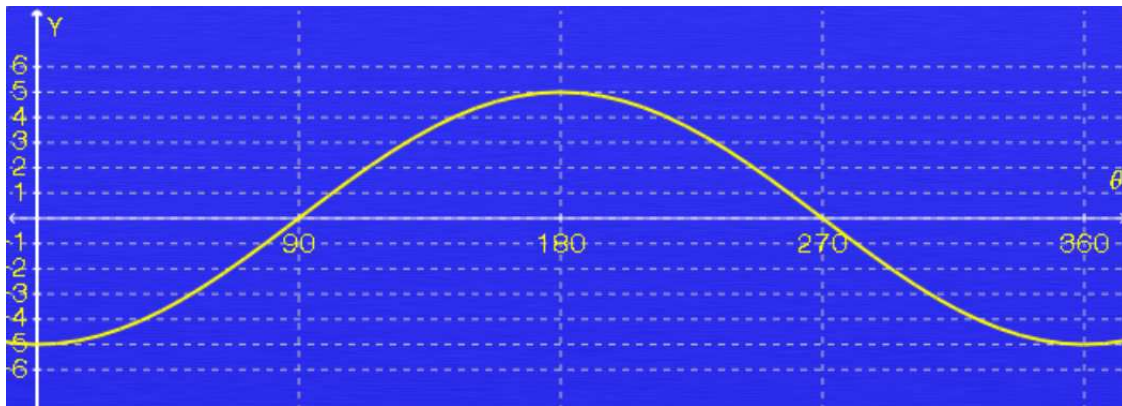
1. Draw the following graphs.

1.1 $y = \cos 2x, x \in [0^\circ; 360^\circ]$

1.2 $y = \sin 4x, x \in [-360^\circ; 360^\circ]$

1.3 $y = \sin \frac{1}{2}x, x \in [0^\circ; 360^\circ]$

2. Use the graph to answer the questions.

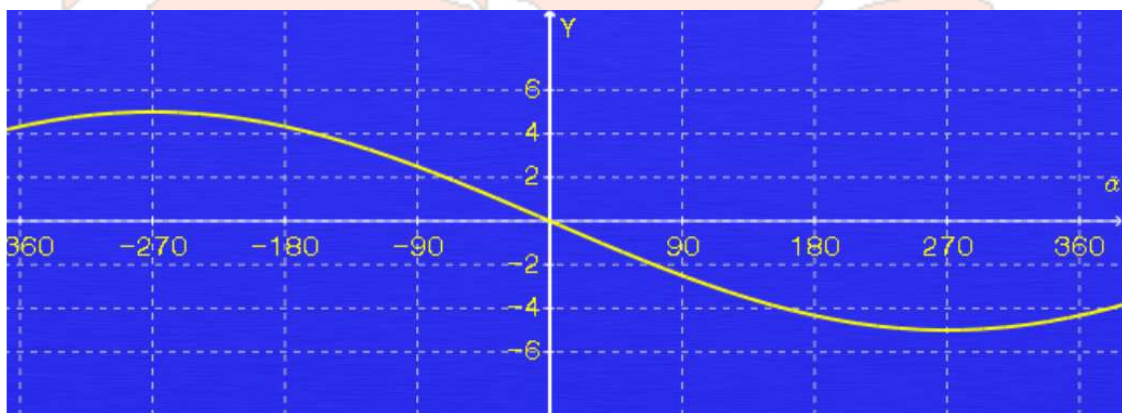


2.1 If the graph represents $y = b \cos a\theta$, determine the values for a and b .

2.2 What is the period for the given graph?

2.3 What is the amplitude for the given graph?

3. Use the graph to answer the questions.



3.1 If the graph represents $y = a \sin b\alpha$, find the values of a and b .



CAMI Mathematics: Grade 11

3.2 Write down the period of the graph.


3.3 Write down the maximum value for the graph.

4. Answer the following questions.

4.1 If $y = -2 \sin 3\beta - 1$, for $\beta \in [360^\circ; 1360^\circ]$, write down the minimum and maximum values for the graph.

4.2 If $y = -3 \cos 3\alpha + 3$, for $\alpha \in [0^\circ; 360^\circ]$, determine the period for the graph.

4.3 Write down the range for $y = -2 \tan 3\alpha + 1$ if $\alpha \in [-360^\circ; 360^\circ]$.



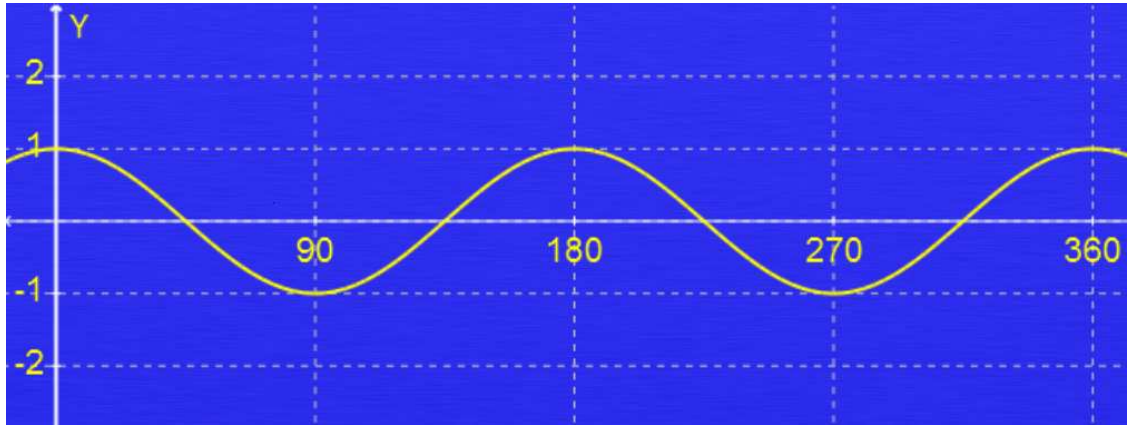


CAMI Mathematics: Grade 11

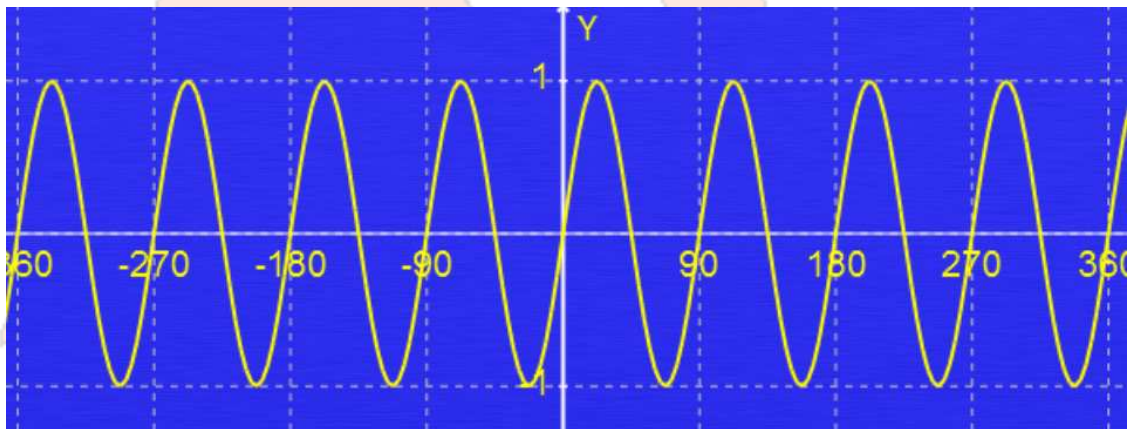
MEMO

1. Draw the following graphs. [WCTrig83A ; WCTrig83B]

1.1



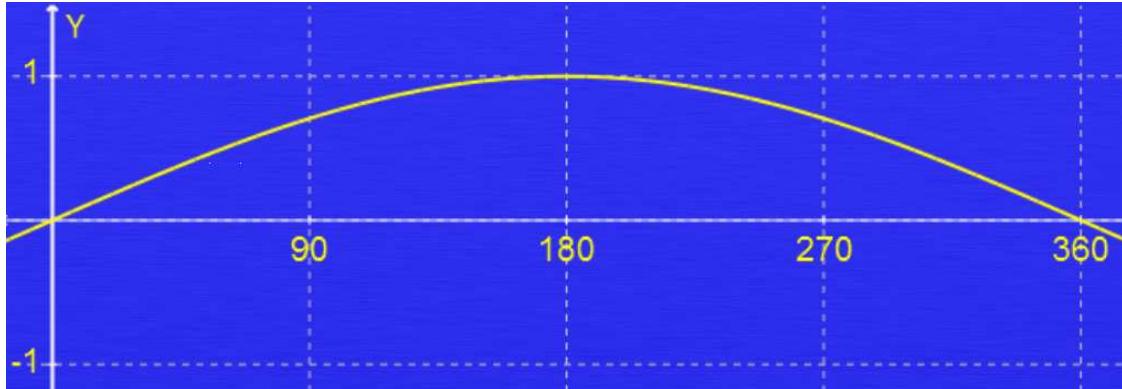
1.2





CAMI Mathematics: Grade 11

1.3



2. Use the graph to answer the questions. [7.8.2.5]

2.1 $a = 1$ and $b = -5$

2.2 360°

2.3 5

3. Use the graph to answer the questions. [7.8.2.6]

3.1 $a = -5$ and $b = \frac{1}{3}$

3.2 1080°

3.3 5

4. Answer the following questions. [7.8.2.8]

4.1 Minimum = -3
Maximum = 1

4.2 Period = 120°

4.3 Range is $(-\infty; \infty)$