



# Printable assessments

## CAMI Mathematics: Grade 4


### 5. Data handling

#### 5.1 Collecting and organizing data

1. Complete the table by using the picture.


1.1

| Triangles | Tallies | Frequency |
|-----------|---------|-----------|
| Green     |         |           |
| Red       |         |           |
| Blue      |         |           |
| Yellow    |         |           |



1.2

| Fruits       | Tallies | Frequency |
|--------------|---------|-----------|
| Strawberries |         |           |
| Apple        |         |           |
| Tomato       |         |           |
| Grapes       |         |           |






# Printable assessments

## CAMI Mathematics: Grade 4

1.3

| Flowers | Tallies | Frequency |
|---------|---------|-----------|
| Red     |         |           |
| Blue    |         |           |
| Green   |         |           |
| Yellow  |         |           |



1.4 The given data items are for cars that passed by a busy intersection at 12 in the afternoon.

B, B, R, Y, W, B, R, R, Y, B, W, W, W, R, B, Y, B

Complete the tally and frequency table.

| Data items | Tallies | Frequency |
|------------|---------|-----------|
| Blue (B)   |         |           |
| Red (R)    |         |           |
| Yellow (Y) |         |           |
| White (W)  |         |           |



# Printable assessments

## CAMI Mathematics: Grade 4

### MEMO

#### 1.1 [10.1.1.3]

| Triangles  | Tallies | Frequency |
|------------|---------|-----------|
| (1) Green  |         | 6         |
| (2) Red    |         | 4         |
| (3) Blue   |         | 8         |
| (4) Yellow |         | 5         |

#### 1.2

| Fruits       | Tallies | Frequency |
|--------------|---------|-----------|
| Strawberries |         | 9         |
| Apple        |         | 10        |
| Tomato       |         | 4         |
| Grapes       |         | 6         |

#### 1.3

| Flowers | Tallies | Frequency |
|---------|---------|-----------|
| Red     |         | 7         |
| Blue    |         | 5         |
| Green   |         | 6         |
| Yellow  |         | 4         |

#### 1.4 [10.1.1.4]

| Data items | Tallies | Frequency |
|------------|---------|-----------|
| Blue (B)   |         | 6         |
| Red (R)    |         | 4         |
| Yellow (Y) |         | 3         |
| White (W)  |         | 4         |